

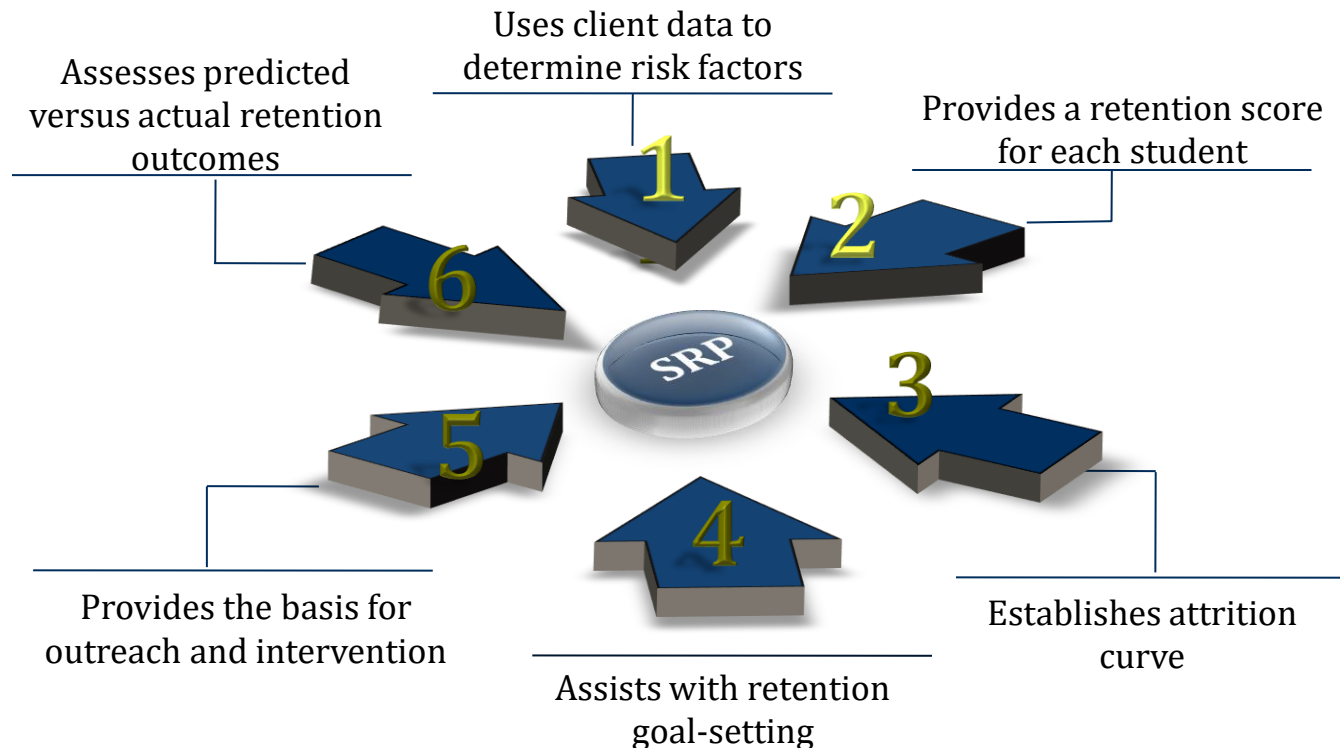
The Student Retention Predictor (SRP) and College Student Inventory (CSI) A Retention Initiative

University of Southern Indiana
2021

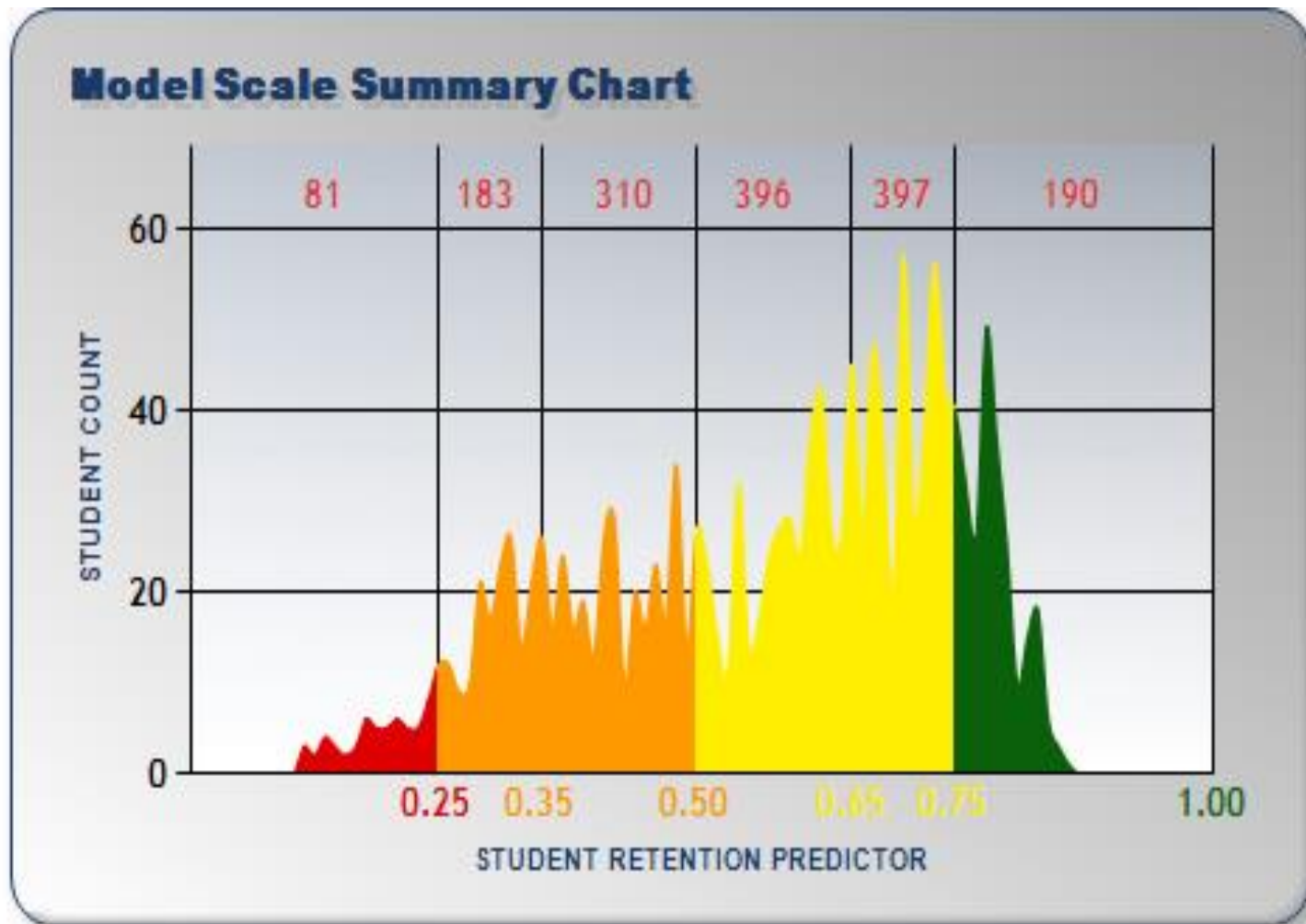


The Student Retention Predictor

[Data foundation is built between steps 1 and 2]



SRP Data Chart



Why We Chose the CSI...

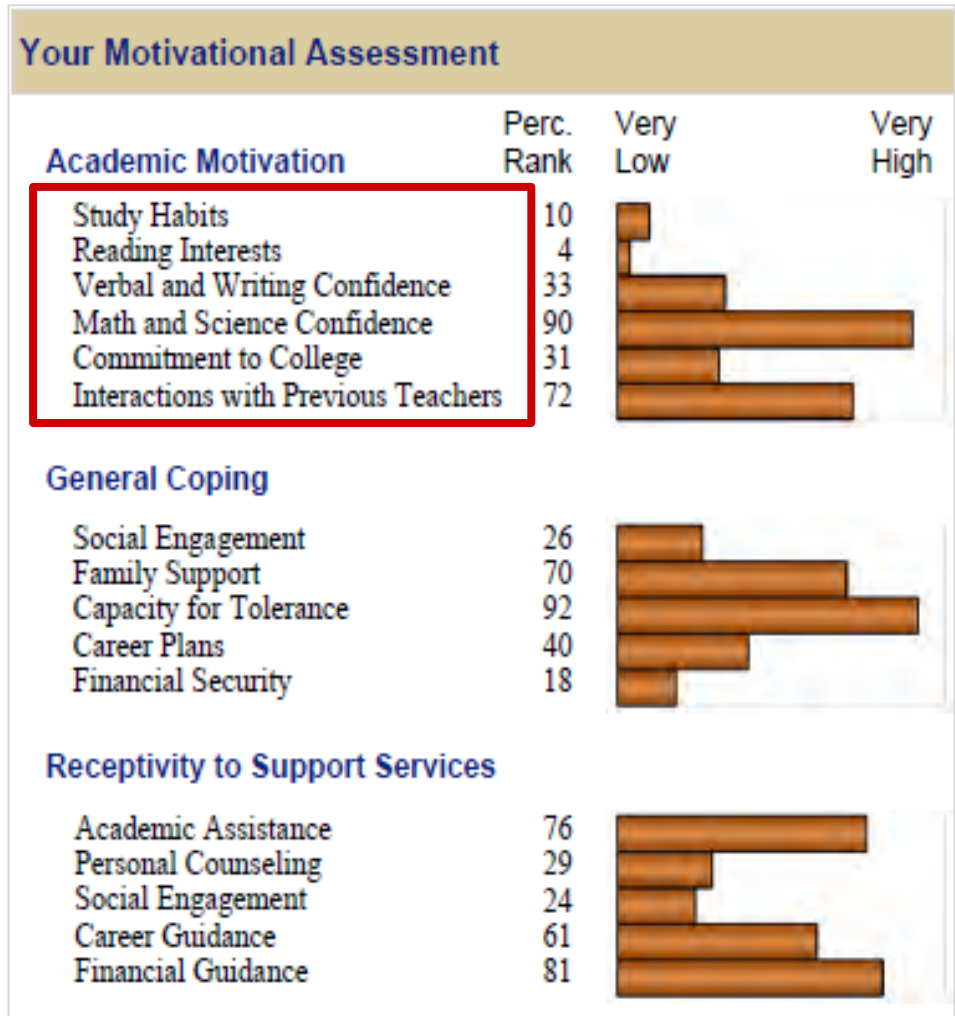
The College Student Inventory

- Identifies students' strengths, challenges, and **receptivity to support**
- Recommendations for **early interventions**
- **Links students** to campus services



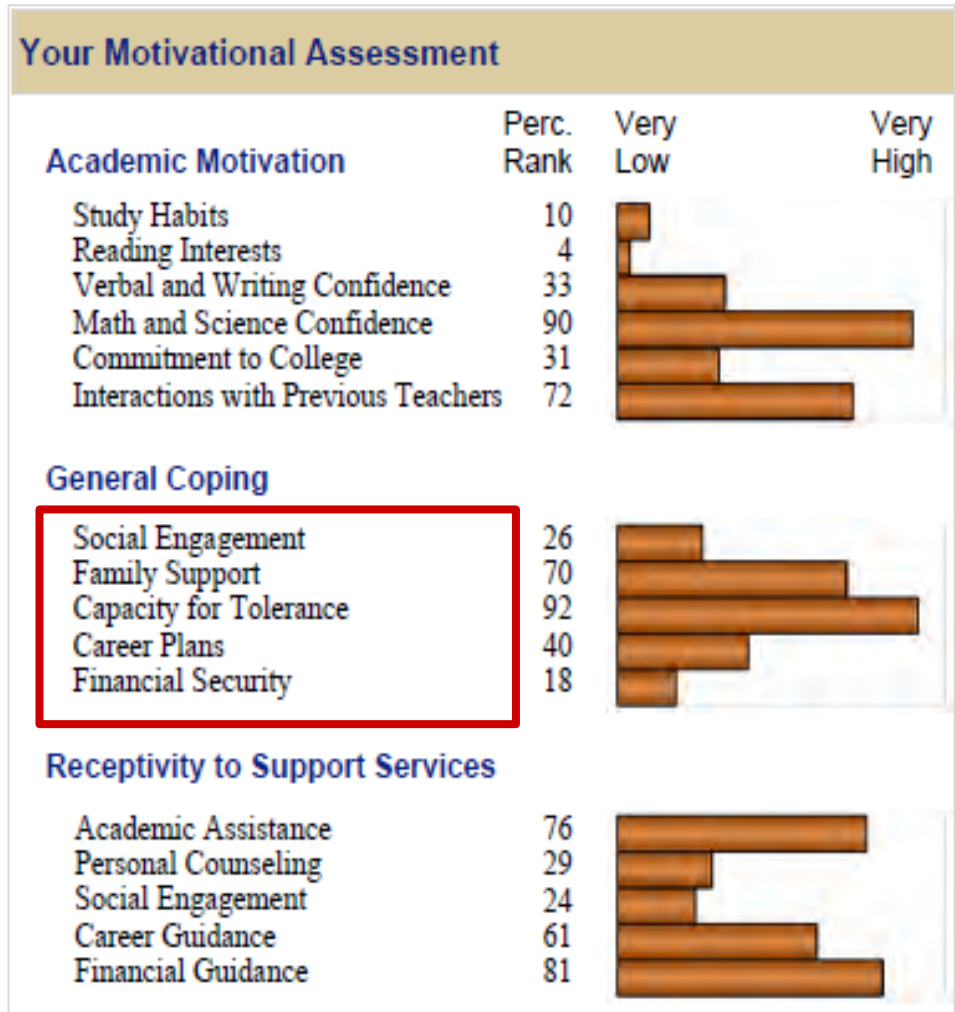
Academic Motivation

These scales relate to the student's capacity to develop long-term goals and to practice the self-discipline that is necessary to maintain and achieve these goals.



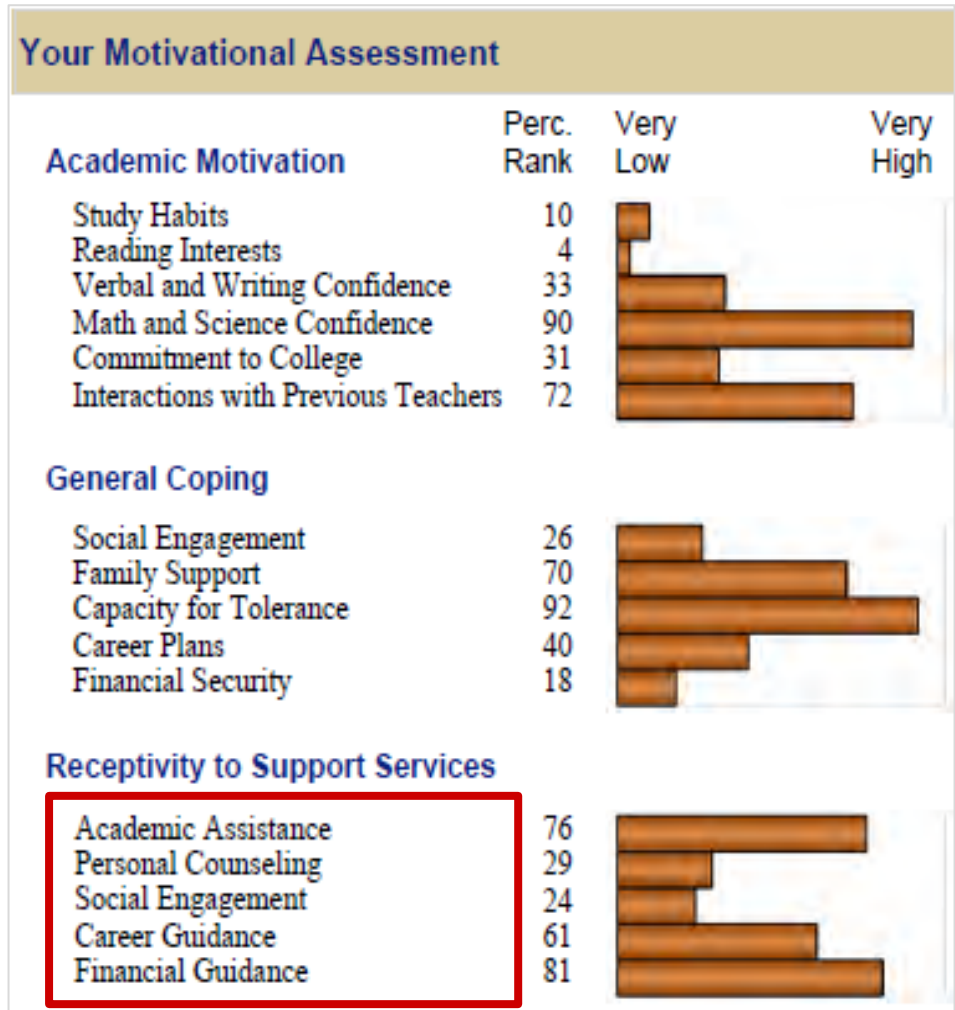
General Coping

These scales relate to the student's capacity to manage the non-academic aspects of college life that may interfere with their ability to be successful in college.



Receptivity to Support Services

These scales relate to the student's capacity to recognize their needs and accept appropriate support provided by your institution.



The Student and Advisor Reports allow you to consider the following questions:

- What are the student's major *strengths*?
- What are the *barriers* that the student must overcome to be successful?
- What *areas should be discussed* with the student?
- What *cautions* would I exercise in interviewing the student?
- What *action* steps will I encourage the student to take?

The CSI at USI, 2021

- ▶ Used UNIV 101 to promote completion of the inventory.
 - 1,320 new students were sent the initial inventory link & 1,234 students completed the survey.
 - Overall response rate this fall – 91.5%
 - 86 students did not complete the inventory – we consider them a higher risk to leave the university.
 - 355 students identified as having High Dropout Proneness.

The CSI at USI, 2021

- ▶ Initial data gleaned from survey completion:
- ▶ **USI as first choice and commitment to college:**
 - 70.6% of respondents said USI was their first-choice institution – 872/1234
 - 89.3% of respondents said USI was their first or second choice institution – 1102/1234
 - 16.3% of respondents indicated a high commitment to college (80th percentile or higher) – 202/1234

The CSI at USI, 2021

- ▶ Initial data gleaned from survey completion:
- ▶ **Desire to transfer:**
 - 22.1% indicated a high desire to transfer (80th percentile or higher) – 259/1234
 - 7.5% responded very true or somewhat true that they plan to transfer to another school to pursue a major that is not available here – 93/1234
 - 5.8% responded very true or somewhat true that they made the decision to transfer to another school before they enrolled here – 71/1234

How CSI is being used

- Student Affairs
 - Dean of Students
 - Housing
 - Counseling and Psychological Services
 - Multicultural Center
- Academic Affairs
 - Undergraduate Advising Centers
 - Academic Skills
 - UNIV 101



Reflections

- ▶ Individual use of the student reports has been valuable
- ▶ Staff able to provide immediate Intervention when needed
 - Advisors, Dean of Students, UNIV 101 instructors, Students Affairs mentors
- ▶ Complements the work being done with CARE reports and educational sanctions for behavior modification
- ▶ More can be done connecting students to specific academic and student affairs resources based on the aggregate reporting functions

Next Steps

- ▶ Better integration of data and analytics
- ▶ Systematic and targeted outreach across all divisions
- ▶ Increased access to student reports
- ▶ Curricular component reviewing results with students in UNIV 101

At the Retention Data Center- Filter and export critical data to guide your outreach efforts

RUFFALO NOEL LEVITZ RMS Plus RETENTION DATA CENTER

How To... myFILTERS CONFIGURATION LOGOUT

DASHBOARD STUDENTS EXPORT DATA SUMMARY RESULTS IMPORT DATA SURVEYS

SURVEY VIEW CHANGE - None - FILTER 485 Students

SURVEY NAME: CSI Fall 2015 SURVEY STATUS: Completed Restricted Students Included: |

For selected students: - Select Report or Edit Values -

Add New Student E-mail

<input type="checkbox"/>	First Name	Last Name	Survey Status	Major	Entry Term	Advisor	Cu
<input type="checkbox"/>	Student1	Sample1	Completed			Advisor 1	

Use Existing Template: New Template 2 Add a New Template Delete Selected Template

Available Fields:

- Academic Stress (percentile)
- Academic Stress (raw)
- Advisor
- Allow advisor to see survey information
- Attitude Toward Educators (percentile)
- Attitude Toward Educators (raw)
- Career Closure (percentile)
- Career Closure (raw)
- Course Section
- Custom Grouping
- Date of Birth
- Desire to Finish College (percentile)
- Desire to Finish College (raw)
- Desire to transfer
- Desire to Transfer (percentile)
- Desire to Transfer (raw)

Selected Fields:

- First Name
- Last Name
- Email Address
- Student ID

File Export Format: Excel Export

- Create outreach lists
- Share with campus partners
- Merge data with other info
- Utilize for grant reporting
- Develop databases for further research